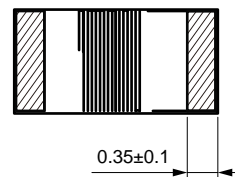
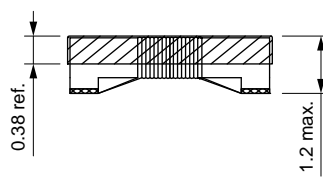
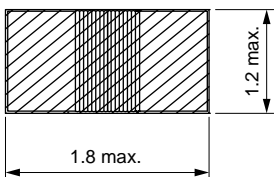


- Ceramic core wire wound construction with high Q and high SRF
- Small size and small tolerance available
- AEC-Q200 qualified
- Lead-free reflow soldering as referenced in JEDEC J-STD 020D and RoHS compliant
- Operating Temperature: -55~+125°C (Including self-temperature)

Qualification

-
-
-
-
-
-



	Inductance	Test Frequency	Test Frequency
	2.0	0.1V/250M	250
WCIV1608HF-3N9□	3.9	0.1V/250M	250
WCIV1608HF-4N7□	4.7	0.1V/250M	250
WCIV1608HF-6N8□	6.8	0.1V/250M	250
WCIV1608HF-8N2□	8.2	0.1V/250M	250
WCIV1608HF-10NJ	10	0.1V/250M	250
WCIV1608HF-12NJ	12	0.1V/250M	250
WCIV1608HF-15NJ	15	0.1V/250M	250
WCIV1608HF-18NJ	18	0.1V/250M	250
WCIV1608HF-22NJ	22	0.1V/250M	250
WCIV1608HF-24NJ	24	0.1V/250M	250

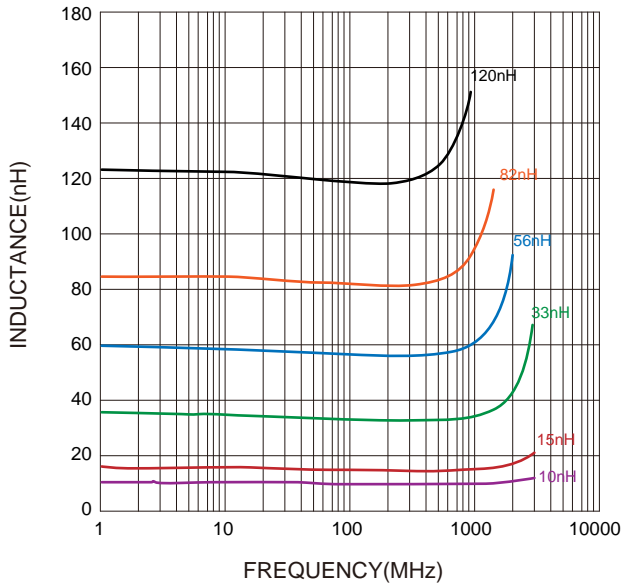


Part No	Inductance	Tolerance	Test Frequency	Q Min.	Test Frequency	Temperature Rise Current Max.	DC Resistance Max.	SRF Min.
WCIV1608HF-27NJ	27	±5%	0.1V/250M	40	250	600	0.14	2800
WCIV1608HF-33NJ	33	±5%	0.1V/250M	40	250	600	0.22	2300
WCIV1608HF-39NJ	39	±5%	0.1V/250M	40	250	600	0.30	2200
WCIV1608HF-47NJ	47	±5%	0.1V/200M	38	250	600	0.35	2000
WCIV1608HF-56NJ	56	±5%	0.1V/200M	38	250	600	0.37	1900
WCIV1608HF-68NJ	68	±5%	0.1V/200M	37	250	600	0.43	1700
WCIV1608HF-72NJ	72	±5%	0.1V/150M	34	250	400	0.42	1700
WCIV1608HF-82NJ	82	±5%	0.1V/150M	34	250	400	0.71	1700
WCIV1608HF-R10J	100	±5%	0.1V/150M	34	250	400	0.78	1400
WCIV1608HF-R12J	120	±5%	0.1V/150M	32	250	300	0.84	1300
WCIV1608HF-R15J	150	±5%	0.1V/150M	28	250	280	0.96	990
WCIV1608HF-R18J	180	±5%	0.1V/100M	25	250	240	1.52	990
WCIV1608HF-R22J	220	±5%	0.1V/100M	25	250	200	2.02	900
WCIV1608HF-R27J	270	±5%	0.1V/100M	24	250	170	2.36	900
WCIV1608HF-R33J	330	±5%	0.1V/100M	24	250	185	3.40	700
WCIV1608HF-R39J	390	±5%	0.1V/100M	24	250	100	3.60	900

Inductance Tolerance: C=±0.2nH, S=±0.3nH, J=±5%

Typical Electrical Characteristics:

Inductance VS. Frequency Characteristics:



Q VS. Frequency Characteristics:

