

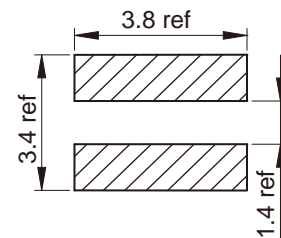
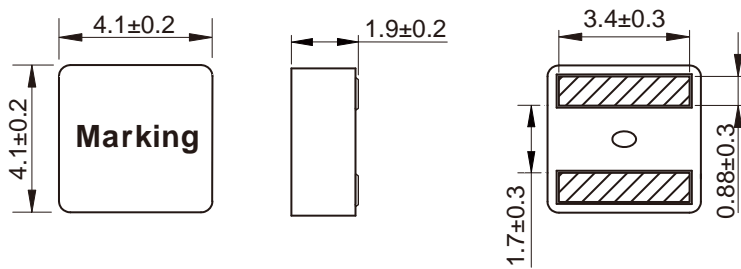


# Wire Wound Molded SMD Power Inductors Size 4020

- 0
- 
- 
- 
- 
- 

## Dimensions: [mm]

## Land Pattern: [mm]



## Electrical Properties:

Part No		Tolerance				
MDTE4020-R10M	0.10	±20%	38.0	33.0	18.0	2.42
MDTE4020-R22M	0.22	±20%	19.5	18.8	16.8	4.60
MDTE4020-R36M	0.36	±20%	17.0	15.0	14.5	6.30
MDTE4020-R40M	0.40	±20%	15.5	13.5	14.0	7.73
MDTE4020-R47M	0.47	±20%	14.5	13.0	12.5	8.58
MDTE4020-R56M	0.56	±20%	14.0	12.6	12.0	9.30
MDTE4020-R60M	0.60	±20%	13.7	12.3	11.7	9.52
MDTE4020-R72M	0.72	±20%	12.0	10.6	10.5	11.6
MDTE4020-1R0M	1.00	±20%	9.6	8.8	9.6	14.6
MDTE4020-1R2M	1.20	±20%	9.0	7.8	9.0	17.9
MDTE4020-1R5M	1.50	±20%	8.0	7.4	7.6	23.5
MDTE4020-1R8M	1.80	±20%	7.5	7.0	7.0	28.0
MDTE4020-2R2M	2.20	±20%	6.5	6.0	5.6	38.7

Saturation Current will cause L to drop approximately 30%

Temperature Rise Current: The actual value of DC current when the temperature rise is  $\Delta T=40^{\circ}\text{C}$



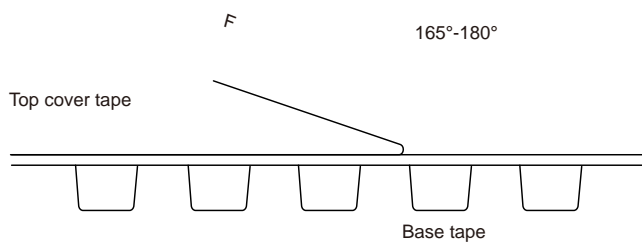
## Soldering Reflow:

## Packaging Information:

### Tape Dimension:

Series	A0 (mm)	B0 (mm)			
MDTE4020	$4.5 \pm 0.1$	$4.5 \pm 0.1$	$1.5 \pm 0.1$	$4.0 \pm 0.1$	$8.0 \pm 0.1$

### Peel force of top cover tape:



The peel force of top cover tape shall be between 0.1 to 1.3 N

Reel Dim

Packagir